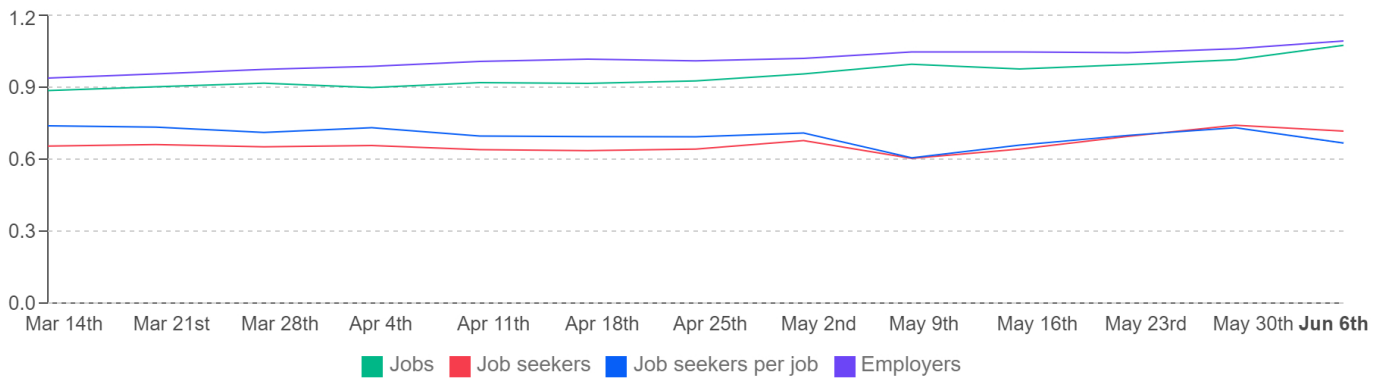


## Network Administrator jobs from May 2021

### Trends <sup>1</sup>

Change over time for the selected data, indexed against the week of January 26th to February 1st 2020. The value reported is how much greater or smaller the data has become. For example, a jobs value of 1.25 would mean there were 25% more jobs that week than in the indexed week.



### Competition score <sup>2</sup>

61 / 100

Network Administrator jobs are moderately competitive compared to other job markets.



### Jobs <sup>3</sup>

2,463

▲ 173 since April 2021

Number of jobs that received clicks

### Job seekers <sup>4</sup>

74,993

▲ 1,399 since April 2021

Number of job seekers to have clicked on jobs

### Job seekers per job <sup>5</sup>

30

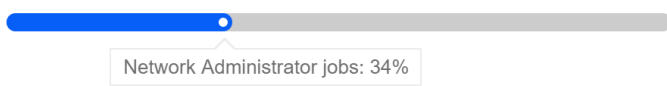
▼ -2 since April 2021

Average number of job seekers per job

## Network Administrator jobs from May 2021

### Candidate devices <sup>6</sup>

**34%** of clicks came from **mobile devices**



### Average salary <sup>7</sup>



### Employers <sup>8</sup>

**1,430**

Total number of employers with active jobs

### Unemployment percentage <sup>9</sup>

**5.8%**

The national unadjusted unemployment percentage

### Top search terms by clicks <sup>10</sup>

1.	network administrator	15.51%
2.	information technology	10.32%
3.	system administrator	9.85%
4.	it	8.09%
5.	ccna	5.74%
6.	network	2.36%
7.	network engineer	2.02%
8.	systems administrator	1.74%
9.	technology	0.7%
10.	it administrator	0.69%

### Top employers by clicks <sup>11</sup>

1.	Mutual TeleCommunications	2.65%
2.	Leidos	1.79%
3.	TEKsystems	1.5%
4.	Stantec	1.46%
5.	General Dynamics Information Technology	0.86%
6.	ManTech International Corporation	0.79%
7.	Insight Global	0.72%
8.	COMPTON UNIFIED SCHOOL DISTRICT	0.67%
9.	Finn Tech, LLC	0.61%
10.	Bowman Williams	0.61%

## Network Administrator jobs from May 2021

This data is for May 2021 for the selection made

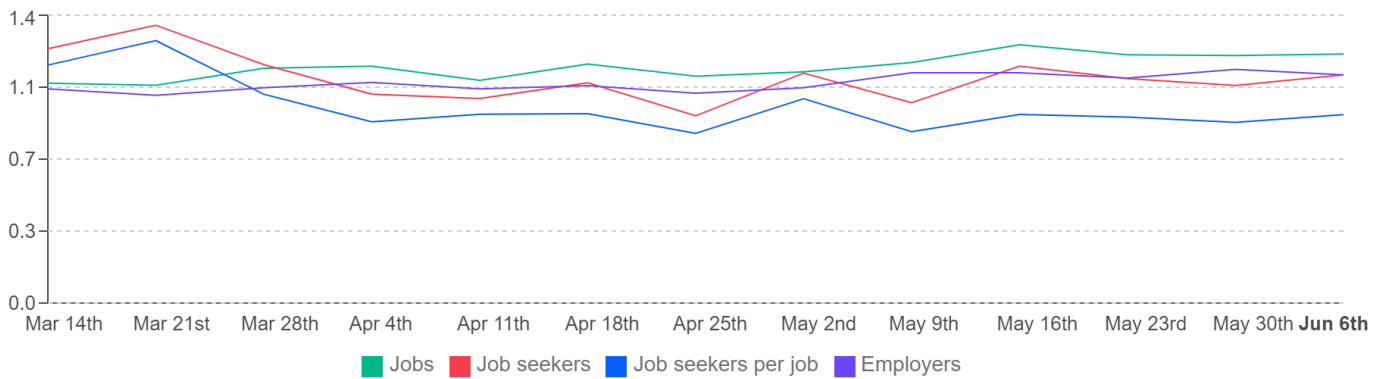
1. Change over time for the selected data, indexed against the week of January 26th to February 1st 2020. The value reported is how much greater or smaller the data has become. For example, a jobs value of 1.25 would mean there were 25% more jobs that week than in the indexed week.
2. This score is based on Indeed advertiser data for a three month period ending at the end of May 2021 for this title and/or location compared to the rest of the country.
3. The number of jobs posted that received clicks for the selected title and location in May 2021.
4. This is the number of job seekers, as identified by a unique tracking cookie, to have clicked on a job for the selected title(s) and location - if any - in May 2021.
5. This is the average number of job seekers per job for the selected title and location in May 2021.
6. This is the percentage of clicks which we know to have come from a mobile device in May 2021. Due to technical reasons, for a small percentage of clicks, the actual device used is not known.
7. Average salary for the selected title(s) and location - if any, as calculated using data from a variety of sources, such as employees, users, and past and present job advertisements on Indeed for a period up to the last 36 months. These figures are provided for the purpose of generalized comparison only.
8. The total number of employers with job postings for the selected title and location that received clicks in May 2021.
9. Source: BLS.gov unemployment figure for the month requested. BLS.gov cannot vouch for the data or analyses derived from these data after the data have been retrieved from BLS.gov.
10. These are the most popular search terms leading to clicks on jobs for the selected title(s) and location - if any - in May 2021. Note that some common generic phrases, such as "now hiring" or "jobs" may have been filtered out from this top 10.
11. These are the most popular employers using the selected title(s) (or for the selected location in general if no title is selected) in the selected location (or nationwide if no location is selected) based on the number of clicks that they have received in May 2021.

Note: All data is subject to review and adjustment. Any information provided in this report is provided for informational purposes only and Indeed does not guarantee its accuracy. This report does not constitute a contract.

## Network Architect jobs from May 2021

### Trends <sup>1</sup>

Change over time for the selected data, indexed against the week of January 26th to February 1st 2020. The value reported is how much greater or smaller the data has become. For example, a jobs value of 1.25 would mean there were 25% more jobs that week than in the indexed week.



### Competition score <sup>2</sup>

66 / 100

Network Architect jobs are moderately competitive compared to other job markets.



### Jobs <sup>3</sup>

614

▲ 25 since April 2021

Number of jobs that received clicks

### Job seekers <sup>4</sup>

6,887

▲ 342 since April 2021

Number of job seekers to have clicked on jobs

### Job seekers per job <sup>5</sup>

11

— 0 since April 2021

Average number of job seekers per job

## Network Architect jobs from May 2021

### Candidate devices <sup>6</sup>

**27%** of clicks came from **mobile devices**



Network Architect jobs: 27%

### Average salary <sup>7</sup>



### Employers <sup>8</sup>

**308**

Total number of employers with active jobs

### Unemployment percentage <sup>9</sup>

**5.8%**

The national unadjusted unemployment percentage

### Top search terms by clicks <sup>10</sup>

Rank	Search Term	Percentage
1.	network engineer	14.32%
2.	network architect	8.79%
3.	ccie	3.09%
4.	information technology	3.02%
5.	network	2.72%
6.	it	2.17%
7.	cyber security	1.83%
8.	senior network engineer	0.91%
9.	ccna	0.88%
10.	telecommunications	0.82%

### Top employers by clicks <sup>11</sup>

Rank	Employer	Percentage
1.	Verizon	3.92%
2.	NTT DATA Services	2.78%
3.	Amplex Internet	2.76%
4.	Axia Women's Health	2.55%
5.	VMware	2.17%
6.	TEKsystems	1.84%
7.	TurnKey Solutions, LLC	1.82%
8.	System One	1.74%
9.	Positive Impact Dental	1.55%
10.	Paragon Development Systems, Inc. (PDS)	1.51%

## Network Architect jobs from May 2021

This data is for May 2021 for the selection made

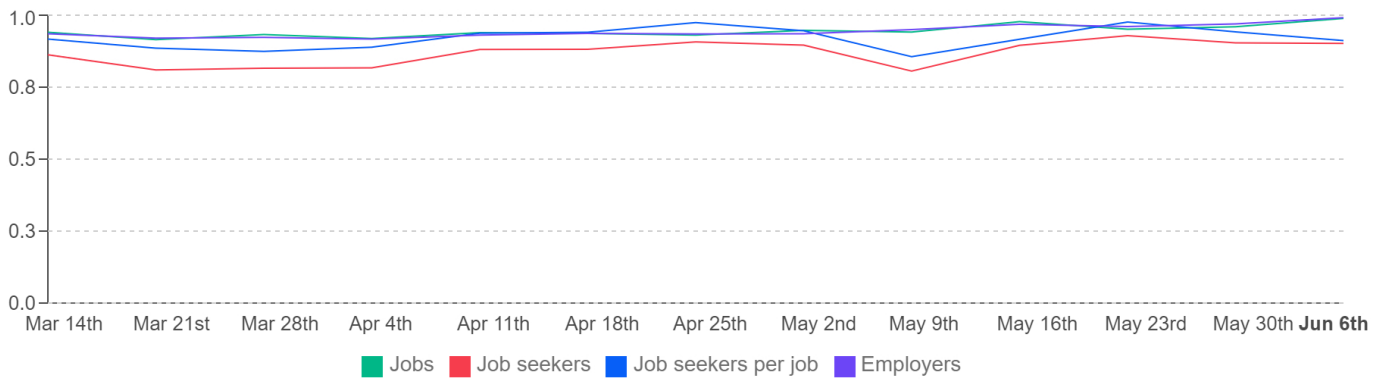
1. Change over time for the selected data, indexed against the week of January 26th to February 1st 2020. The value reported is how much greater or smaller the data has become. For example, a jobs value of 1.25 would mean there were 25% more jobs that week than in the indexed week.
2. This score is based on Indeed advertiser data for a three month period ending at the end of May 2021 for this title and/or location compared to the rest of the country.
3. The number of jobs posted that received clicks for the selected title and location in May 2021.
4. This is the number of job seekers, as identified by a unique tracking cookie, to have clicked on a job for the selected title(s) and location - if any - in May 2021.
5. This is the average number of job seekers per job for the selected title and location in May 2021.
6. This is the percentage of clicks which we know to have come from a mobile device in May 2021. Due to technical reasons, for a small percentage of clicks, the actual device used is not known.
7. Average salary for the selected title(s) and location - if any, as calculated using data from a variety of sources, such as employees, users, and past and present job advertisements on Indeed for a period up to the last 36 months. These figures are provided for the purpose of generalized comparison only.
8. The total number of employers with job postings for the selected title and location that received clicks in May 2021.
9. Source: BLS.gov unemployment figure for the month requested. BLS.gov cannot vouch for the data or analyses derived from these data after the data have been retrieved from BLS.gov.
10. These are the most popular search terms leading to clicks on jobs for the selected title(s) and location - if any - in May 2021. Note that some common generic phrases, such as "now hiring" or "jobs" may have been filtered out from this top 10.
11. These are the most popular employers using the selected title(s) (or for the selected location in general if no title is selected) in the selected location (or nationwide if no location is selected) based on the number of clicks that they have received in May 2021.

Note: All data is subject to review and adjustment. Any information provided in this report is provided for informational purposes only and Indeed does not guarantee its accuracy. This report does not constitute a contract.

## Network Engineer jobs from May 2021

### Trends <sup>1</sup>

Change over time for the selected data, indexed against the week of January 26th to February 1st 2020. The value reported is how much greater or smaller the data has become. For example, a jobs value of 1.25 would mean there were 25% more jobs that week than in the indexed week.



### Competition score <sup>2</sup>

47 / 100

Network Engineer jobs are moderately competitive compared to other job markets.



### Jobs <sup>3</sup>

5,350

▼ -35 since April 2021

Number of jobs that received clicks

### Job seekers <sup>4</sup>

95,247

▲ 2,411 since April 2021

Number of job seekers to have clicked on jobs

### Job seekers per job <sup>5</sup>

18

▲ 1 since April 2021

Average number of job seekers per job

## Network Engineer jobs from May 2021

### Candidate devices <sup>6</sup>

**30%** of clicks came from **mobile devices**



### Average salary <sup>7</sup>



### Employers <sup>8</sup>

**2,239**

Total number of employers with active jobs

### Unemployment percentage <sup>9</sup>

**5.8%**

The national unadjusted unemployment percentage

### Top search terms by clicks <sup>10</sup>

1.	network engineer	25.72%
2.	information technology	5.79%
3.	it	4.83%
4.	ccna	3.05%
5.	network	2.98%
6.	systems engineer	1.08%
7.	network administrator	0.99%
8.	ccnp	0.79%
9.	telecommunications	0.69%
10.	network security engineer	0.54%

### Top employers by clicks <sup>11</sup>

1.	Aston Technologies Inc.	7.88%
2.	Verizon	1.99%
3.	Insight Global	1.52%
4.	TEKsystems	1.22%
5.	Leidos	1.11%
6.	Facebook	0.77%
7.	Indeed	0.67%
8.	Robert Half	0.66%
9.	Google	0.57%
10.	SAIC	0.56%



## Network Engineer jobs from May 2021

This data is for May 2021 for the selection made

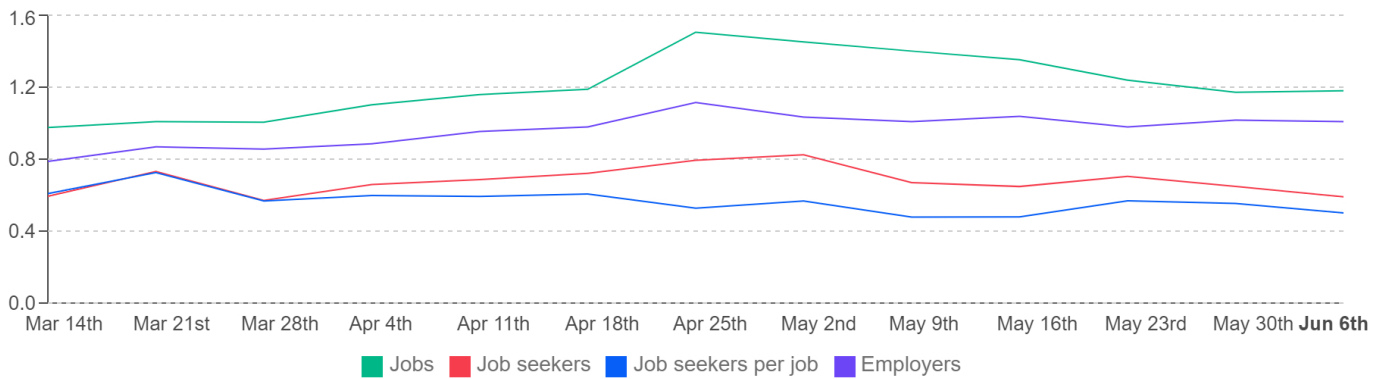
1. Change over time for the selected data, indexed against the week of January 26th to February 1st 2020. The value reported is how much greater or smaller the data has become. For example, a jobs value of 1.25 would mean there were 25% more jobs that week than in the indexed week.
2. This score is based on Indeed advertiser data for a three month period ending at the end of May 2021 for this title and/or location compared to the rest of the country.
3. The number of jobs posted that received clicks for the selected title and location in May 2021.
4. This is the number of job seekers, as identified by a unique tracking cookie, to have clicked on a job for the selected title(s) and location - if any - in May 2021.
5. This is the average number of job seekers per job for the selected title and location in May 2021.
6. This is the percentage of clicks which we know to have come from a mobile device in May 2021. Due to technical reasons, for a small percentage of clicks, the actual device used is not known.
7. Average salary for the selected title(s) and location - if any, as calculated using data from a variety of sources, such as employees, users, and past and present job advertisements on Indeed for a period up to the last 36 months. These figures are provided for the purpose of generalized comparison only.
8. The total number of employers with job postings for the selected title and location that received clicks in May 2021.
9. Source: BLS.gov unemployment figure for the month requested. BLS.gov cannot vouch for the data or analyses derived from these data after the data have been retrieved from BLS.gov.
10. These are the most popular search terms leading to clicks on jobs for the selected title(s) and location - if any - in May 2021. Note that some common generic phrases, such as "now hiring" or "jobs" may have been filtered out from this top 10.
11. These are the most popular employers using the selected title(s) (or for the selected location in general if no title is selected) in the selected location (or nationwide if no location is selected) based on the number of clicks that they have received in May 2021.

Note: All data is subject to review and adjustment. Any information provided in this report is provided for informational purposes only and Indeed does not guarantee its accuracy. This report does not constitute a contract.

## Network Manager jobs from May 2021

### Trends <sup>1</sup>

Change over time for the selected data, indexed against the week of January 26th to February 1st 2020. The value reported is how much greater or smaller the data has become. For example, a jobs value of 1.25 would mean there were 25% more jobs that week than in the indexed week.



### Competition score <sup>2</sup>

62 / 100

Network Manager jobs are moderately competitive compared to other job markets.



### Jobs <sup>3</sup>

853

▲ 34 since April 2021

Number of jobs that received clicks

### Job seekers <sup>4</sup>

20,781

▲ 263 since April 2021

Number of job seekers to have clicked on jobs

### Job seekers per job <sup>5</sup>

24

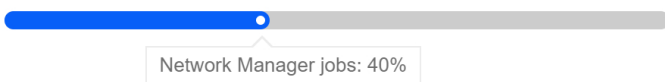
▼ -1 since April 2021

Average number of job seekers per job

## Network Manager jobs from May 2021

### Candidate devices <sup>6</sup>

**40%** of clicks came from **mobile devices**



### Average salary <sup>7</sup>



### Employers <sup>8</sup>

**350**

Total number of employers with active jobs

### Unemployment percentage <sup>9</sup>

**5.8%**

The national unadjusted unemployment percentage

### Top search terms by clicks <sup>10</sup>

1.	information technology	2.47%
2.	network administrator	1.99%
3.	it	1.71%
4.	manager	1.68%
5.	healthcare administration	1.5%
6.	network manager	1.24%
7.	provider relations	1.19%
8.	network engineer	1.17%
9.	operations manager	1.11%
10.	telecommunications	1.06%

### Top employers by clicks <sup>11</sup>

1.	ANTHEM	9.28%
2.	Unite Us	2.9%
3.	AmeriHealth Caritas	2.75%
4.	Signify Health	2.7%
5.	Leidos	2.49%
6.	CVS Health	2.15%
7.	Motion Picture Industry Pension & Health Plans	1.92%
8.	Sentara Healthcare	1.89%
9.	UnitedHealth Group	1.37%
10.	Cigna	1.36%

## Network Manager jobs from May 2021

This data is for May 2021 for the selection made

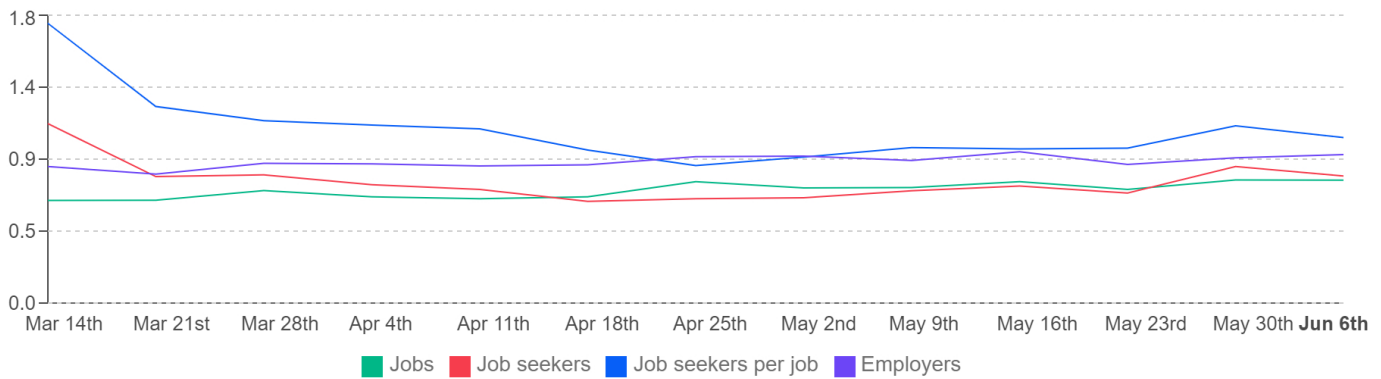
1. Change over time for the selected data, indexed against the week of January 26th to February 1st 2020. The value reported is how much greater or smaller the data has become. For example, a jobs value of 1.25 would mean there were 25% more jobs that week than in the indexed week.
2. This score is based on Indeed advertiser data for a three month period ending at the end of May 2021 for this title and/or location compared to the rest of the country.
3. The number of jobs posted that received clicks for the selected title and location in May 2021.
4. This is the number of job seekers, as identified by a unique tracking cookie, to have clicked on a job for the selected title(s) and location - if any - in May 2021.
5. This is the average number of job seekers per job for the selected title and location in May 2021.
6. This is the percentage of clicks which we know to have come from a mobile device in May 2021. Due to technical reasons, for a small percentage of clicks, the actual device used is not known.
7. Average salary for the selected title(s) and location - if any, as calculated using data from a variety of sources, such as employees, users, and past and present job advertisements on Indeed for a period up to the last 36 months. These figures are provided for the purpose of generalized comparison only.
8. The total number of employers with job postings for the selected title and location that received clicks in May 2021.
9. Source: BLS.gov unemployment figure for the month requested. BLS.gov cannot vouch for the data or analyses derived from these data after the data have been retrieved from BLS.gov.
10. These are the most popular search terms leading to clicks on jobs for the selected title(s) and location - if any - in May 2021. Note that some common generic phrases, such as "now hiring" or "jobs" may have been filtered out from this top 10.
11. These are the most popular employers using the selected title(s) (or for the selected location in general if no title is selected) in the selected location (or nationwide if no location is selected) based on the number of clicks that they have received in May 2021.

Note: All data is subject to review and adjustment. Any information provided in this report is provided for informational purposes only and Indeed does not guarantee its accuracy. This report does not constitute a contract.

## Network Specialist jobs from May 2021

### Trends <sup>1</sup>

Change over time for the selected data, indexed against the week of January 26th to February 1st 2020. The value reported is how much greater or smaller the data has become. For example, a jobs value of 1.25 would mean there were 25% more jobs that week than in the indexed week.



### Competition score <sup>2</sup>

52 / 100

Network Specialist jobs are moderately competitive compared to other job markets.



### Jobs <sup>3</sup>

701

▼ -5 since April 2021

Number of jobs that received clicks

### Job seekers <sup>4</sup>

27,043

▲ 421 since April 2021

Number of job seekers to have clicked on jobs

### Job seekers per job <sup>5</sup>

39

▲ 1 since April 2021

Average number of job seekers per job

## Network Specialist jobs from May 2021

### Candidate devices <sup>6</sup>

**36%** of clicks came from **mobile devices**



### Average salary <sup>7</sup>



### Employers <sup>8</sup>

**386**

Total number of employers with active jobs

### Unemployment percentage <sup>9</sup>

**5.8%**

The national unadjusted unemployment percentage

### Top search terms by clicks <sup>10</sup>

1.	information technology	9.23%
2.	network administrator	8.85%
3.	it	7.31%
4.	it support	2.79%
5.	network engineer	2.73%
6.	network	2.49%
7.	ccna	1.19%
8.	cyber security	1.06%
9.	telecommunications	0.79%
10.	technology	0.75%

### Top employers by clicks <sup>11</sup>

1.	Point Broadband	3.85%
2.	AdventHealth	2.78%
3.	Challenger Aerospace Systems	2.46%
4.	Leidos	1.8%
5.	Groove Entertainment Technologies	1.69%
6.	IBM	1.67%
7.	Oklahoma Complete Health	1.47%
8.	Essential Healthcare Solutions	1.43%
9.	TEKsystems	1.42%
10.	Insight Global	1.36%

## Network Specialist jobs from May 2021

This data is for May 2021 for the selection made

1. Change over time for the selected data, indexed against the week of January 26th to February 1st 2020. The value reported is how much greater or smaller the data has become. For example, a jobs value of 1.25 would mean there were 25% more jobs that week than in the indexed week.
2. This score is based on Indeed advertiser data for a three month period ending at the end of May 2021 for this title and/or location compared to the rest of the country.
3. The number of jobs posted that received clicks for the selected title and location in May 2021.
4. This is the number of job seekers, as identified by a unique tracking cookie, to have clicked on a job for the selected title(s) and location - if any - in May 2021.
5. This is the average number of job seekers per job for the selected title and location in May 2021.
6. This is the percentage of clicks which we know to have come from a mobile device in May 2021. Due to technical reasons, for a small percentage of clicks, the actual device used is not known.
7. Average salary for the selected title(s) and location - if any, as calculated using data from a variety of sources, such as employees, users, and past and present job advertisements on Indeed for a period up to the last 36 months. These figures are provided for the purpose of generalized comparison only.
8. The total number of employers with job postings for the selected title and location that received clicks in May 2021.
9. Source: BLS.gov unemployment figure for the month requested. BLS.gov cannot vouch for the data or analyses derived from these data after the data have been retrieved from BLS.gov.
10. These are the most popular search terms leading to clicks on jobs for the selected title(s) and location - if any - in May 2021. Note that some common generic phrases, such as "now hiring" or "jobs" may have been filtered out from this top 10.
11. These are the most popular employers using the selected title(s) (or for the selected location in general if no title is selected) in the selected location (or nationwide if no location is selected) based on the number of clicks that they have received in May 2021.

Note: All data is subject to review and adjustment. Any information provided in this report is provided for informational purposes only and Indeed does not guarantee its accuracy. This report does not constitute a contract.



## IT Staffing Agency & Technology Recruiting

redShift Recruiting is a technology recruiting and IT staffing agency in Albany, NY. We provide custom staffing solutions for the NY Capital Region, Western NY, and New England. 60 years recruiting & 40 years tech experience is what sets us apart! Contact us today about your job search or for help hiring!

### Contact Details

redShift Recruiting

1930 U.S. 9, Castleton, NY 12033

(518) 621-1990

**Website:** <https://www.redshiftrecruiting.com>

**Google Site:** <https://sites.google.com/view/redshiftrecruiting>

**Google Folder:** [https://drive.google.com/drive/folders/1PDFAstFkcZQTyHlkf7UoBHTHFuWTofHr?usp=drive\\_open](https://drive.google.com/drive/folders/1PDFAstFkcZQTyHlkf7UoBHTHFuWTofHr?usp=drive_open)

Recommended Profiles	Staffing Agency Resources	Staffing Agency Links
<a href="#">Youtube</a>	<a href="#">Technology Recruiting</a>	<a href="#">Agency Staffing Near Me</a>
<a href="#">Blogger</a>	<a href="#">Jobs Hiring Near Me</a>	<a href="#">Software Engineers</a>
<a href="#">Wordpress</a>	<a href="#">Jobs For Hire Near Me</a>	<a href="#">Part Time Jobs Hiring Near Me</a>
<a href="#">Gravatar</a>	<a href="#">Jobs</a>	<a href="#">IT Job Application</a>
<a href="#">Tumblr</a>	<a href="#">Part Time Jobs Near Me</a>	<a href="#">Application For Job</a>
<a href="#">Twitter</a>	<a href="#">Hiring For A Job</a>	<a href="#">Job Openings Near Me</a>
<a href="#">Diigo</a>	<a href="#">Jobs Online</a>	<a href="#">Employment Agencies</a>
<a href="#">Evernote</a>	<a href="#">Hiring</a>	<a href="#">Hiring Now</a>
<a href="#">Getpocket</a>	<a href="#">Linkedin Jobs</a>	<a href="#">Agency Employment</a>
<a href="#">Google Site</a>	<a href="#">Staffing Agency</a>	<a href="#">IT Job Titles</a>
<a href="#">Google Drive</a>	<a href="#">Job Search</a>	<a href="#">Staffing Agency</a>
<a href="#">Google Folder</a>	<a href="#">Staffing Agencies</a>	<a href="#">Temp Services</a>
<a href="#">Indeed</a>	<a href="#">Searching For A Job</a>	<a href="#">Find Jobs</a>
<a href="#">OneNote</a>	<a href="#">Temp Agency Near Me</a>	<a href="#">Temp Services Near Me</a>
<a href="#">AboutMe</a>	<a href="#">Temp Agency</a>	<a href="#">Information Technology</a>
<a href="#">Instapaper</a>	<a href="#">Agency Staffing</a>	<a href="#">Headhunter</a>
<a href="#">Disqus</a>	<a href="#">Recruiting</a>	<a href="#">Web Developers</a>
<a href="#">PaperLi</a>	<a href="#">Temp Agencies Near Me</a>	<a href="#">Software Developer</a>
<a href="#">GMB Map</a>	<a href="#">Recruiter</a>	<a href="#">Job Sites</a>
<a href="#">Facebook</a>	<a href="#">Workforce Solutions</a>	<a href="#">Cyber Security Jobs</a>
<a href="#">LinkedIn</a>	<a href="#">IT Staffing Agency</a>	<a href="#">Cyber Security Job</a>
<a href="#">Pinterest</a>	<a href="#">Staffing Agency Near Me</a>	<a href="#">It Jobs</a>
<a href="#">Instagram</a>	<a href="#">Staff Agencies Near Me</a>	<a href="#">Job Search Sites</a>





## IT Staffing Agency & Technology Recruiting

redShift Recruiting is a technology recruiting and IT staffing agency in Albany, NY. We provide custom staffing solutions for the NY Capital Region, Western NY, and New England. 60 years recruiting & 40 years tech experience is what sets us apart! Contact us today about your job search or for help hiring!

### Contact Details

redShift Recruiting

1930 U.S. 9, Castleton, NY 12033

(518) 621-1990

**Website:** <https://www.redshiftrecruiting.com>

**Google Site:** <https://sites.google.com/view/redshiftrecruiting>

**Google Folder:** [https://drive.google.com/drive/folders/1PDFAstFkcZQTyHlkf7UoBHTHFuWTofHr?usp=drive\\_open](https://drive.google.com/drive/folders/1PDFAstFkcZQTyHlkf7UoBHTHFuWTofHr?usp=drive_open)

Recommended Profiles	Staffing Agency Resources	Staffing Agency Links
<a href="#">Youtube</a>	<a href="#">Technology Recruiting</a>	<a href="#">Agency Staffing Near Me</a>
<a href="#">Blogger</a>	<a href="#">Jobs Hiring Near Me</a>	<a href="#">Software Engineers</a>
<a href="#">Wordpress</a>	<a href="#">Jobs For Hire Near Me</a>	<a href="#">Part Time Jobs Hiring Near Me</a>
<a href="#">Gravatar</a>	<a href="#">Jobs</a>	<a href="#">IT Job Application</a>
<a href="#">Tumblr</a>	<a href="#">Part Time Jobs Near Me</a>	<a href="#">Application For Job</a>
<a href="#">Twitter</a>	<a href="#">Hiring For A Job</a>	<a href="#">Job Openings Near Me</a>
<a href="#">Diigo</a>	<a href="#">Jobs Online</a>	<a href="#">Employment Agencies</a>
<a href="#">Evernote</a>	<a href="#">Hiring</a>	<a href="#">Hiring Now</a>
<a href="#">Getpocket</a>	<a href="#">Linkedin Jobs</a>	<a href="#">Agency Employment</a>
<a href="#">Google Site</a>	<a href="#">Staffing Agency</a>	<a href="#">IT Job Titles</a>
<a href="#">Google Drive</a>	<a href="#">Job Search</a>	<a href="#">Staffing Agency</a>
<a href="#">Google Folder</a>	<a href="#">Staffing Agencies</a>	<a href="#">Temp Services</a>
<a href="#">Indeed</a>	<a href="#">Searching For A Job</a>	<a href="#">Find Jobs</a>
<a href="#">OneNote</a>	<a href="#">Temp Agency Near Me</a>	<a href="#">Temp Services Near Me</a>
<a href="#">AboutMe</a>	<a href="#">Temp Agency</a>	<a href="#">Information Technology</a>
<a href="#">Instapaper</a>	<a href="#">Agency Staffing</a>	<a href="#">Headhunter</a>
<a href="#">Disqus</a>	<a href="#">Recruiting</a>	<a href="#">Web Developers</a>
<a href="#">PaperLi</a>	<a href="#">Temp Agencies Near Me</a>	<a href="#">Software Developer</a>
<a href="#">GMB Map</a>	<a href="#">Recruiter</a>	<a href="#">Job Sites</a>
<a href="#">Facebook</a>	<a href="#">Workforce Solutions</a>	<a href="#">Cyber Security Jobs</a>
<a href="#">LinkedIn</a>	<a href="#">IT Staffing Agency</a>	<a href="#">Cyber Security Job</a>
<a href="#">Pinterest</a>	<a href="#">Staffing Agency Near Me</a>	<a href="#">It Jobs</a>
<a href="#">Instagram</a>	<a href="#">Staff Agencies Near Me</a>	<a href="#">Job Search Sites</a>